



THE RAYMOND 7000 SERIES REACH-FORK® TRUCKS

THE
PRODUCTIVITY BAR
JUST GOT RAISED.

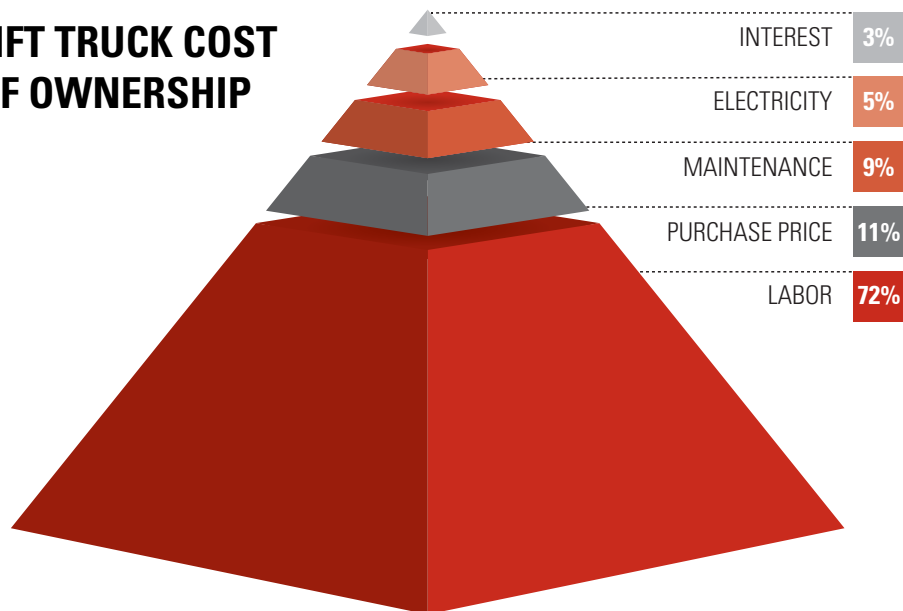
RAYMOND
Above. And beyond.®

HOW GETTING IT DONE »» IS DONE. ««

It's the problem of every warehouse manager today — having to do more with less. You have to move more pallets with limitations on space, personnel, and budget. And with labor costs making up 72% of warehouse operating expenses, you need a solution that can optimize the resources you have.

At Raymond, we do more than understand these challenges. We use them as inspiration. It's what helps us create the best *Reach-Fork* trucks on the market today. With batteries that last longer on a single charge. More energy efficiency. Lower maintenance costs. Less downtime. So you can move more pallets per hour. And get the job done.

LIFT TRUCK COST OF OWNERSHIP




DON'T GET MORE TRUCKS.
JUST
GET MORE TRUCK.

The *Raymond® 7000 Series Reach-Fork* trucks are engineered to get more done with less. They deliver Eco-Performance through the *ACR System™*, which provides quick acceleration and smoother directional changes — allowing operators to stay productive. Intuitive ergonomics make them easy to drive, offering clear vision, precise control, and smooth handling for the ultimate in operator comfort. An innovative suspension system creates superior load stability at greater heights while providing operators with a smooth ride. The design is ideal for narrow aisle applications.

The 7000 Series also offers longer battery shift life and more efficient use of power, lowering your overall energy costs. Decreased downtime with the utmost reliability and ease of service. And, most important, a lower total cost of ownership. Which means you get more return on your investment.





PERFORMANCE

WITHOUT

COMPROMISE.

Eco-Performance from Raymond means performance without compromise. *Raymond* 7000 Series *Reach-Fork* trucks provide the latest in economic and ecologic technologies, so your warehouse operation not only saves power — it actually creates power, while lowering costs and increasing productivity.




SAVES POWER The 7000 Series allows you to do more work with less power, delivering Eco-Performance through the exclusive *ACR System*. In fact, our *Reach-Fork* trucks use up to 21% less energy than the competition, lowering energy costs and CO₂ emissions.



CREATES POWER The 7000 Series regenerative braking saves energy and reduces component wear. And our regenerative lowering technology actually creates power; up to 10% of the amps are returned back to the battery when the truck is lowering its load. This means less battery changes and reduced downtime.



INCREASES PRODUCTIVITY With cycle times up to 9% faster than the competition, the 7000 Series moves more pallets per hour. Which means more productivity.



LOWERS COSTS The 7000 Series trucks lower your cost per pallet moved — so you can move more without increasing labor costs.


FLOATS LIKE A
BUTTERFLY.
BUSY LIKE A BEE.



The 7000 Series *Reach-Fork* trucks practically float across the floor with their smooth ride and operation. This means operators can do more work in less time, completing more cycles per day. Our trucks keep busy because they lift and lower quickly, and accelerate and decelerate with speed and precision. Thanks to the exclusive steered idler wheel, they can handle loads with greater control while enabling quicker directional changes — even at unprecedented heights. They also feature ergonomics that result in faster and smoother performance.

All of this translates to increased productivity, quicker storing and retrieval of loads, and maximized efficiencies at every point.





WE *OPTIMIZED EVERY CURVE.* INCLUDING THE LEARNING ONE.

The 7000 Series makes it easy to get up to speed. And stay there. The intuitive control handle improves operator comfort. The patented open view mast is a breakthrough in visibility and productivity, giving operators an unprecedented field of vision and control. And the universal stack stance allows operators to comfortably face the task at hand — whether it's handling pallets, or traveling. With the 7000 Series, every curve matters.



Open View Mast

Our new open view mast design gives your operators unprecedented visibility for pallet handling and load transport. It lets the operator clearly see the baselegs, load, and rack. So rack interface work is faster and easier. That means better control, more precise handling, and improved efficiency. Choose the clear or wire mast guard, depending on your application.



Choice of Stance

Three options are offered: universal, dockstance, and sit/stand. The universal stance makes it possible for drivers to face forward with an open view when handling and storing pallets, as well as face the direction of travel when moving tractor-first. This way, operators are more alert and in control, which is especially helpful in high-traffic warehouses.



Comfort Throughout the Shift

Increased operator comfort drives productivity throughout the shift with features like the low-profile deadman pedal, smooth ride A-frame suspension, and lower step height.



Simultaneous Control Handle

Our *Reach-Fork* truck's control handle features a single-axis design, providing operator comfort in a natural "shake hands" configuration.



DOWNTIME >> IS OFFICIALLY << *DOWNSIZED.*

At Raymond, we put a lot of thought into keeping our trucks up and running. So you don't have to. The *Raymond* 7000 Series *Reach-Fork* trucks have dependability you can count on.

- Raymond delivers Eco-Performance through the exclusive *ACR System*, while also providing maintenance simplicity.
- The on-board diagnostic feature allows technicians to quickly troubleshoot and resolve issues.
- *Raymond* trucks are built with quality components and thoughtful design, allowing for easy maintenance access.
- Our smooth lifting motion puts less stress on components, reducing maintenance and damage.
- We have safeguards in place to prevent damage and promote truck longevity.

Simplified maintenance. Maximum uptime. And exceptional value. That's the Raymond difference.

Baseleg with Bolt-On Wheel Plates

Bolt-on wheel plates with floating articulation allow for easy load wheel replacement and improved ride quality. Strong ductile iron baselegs ensure reliable load support.





→ WHY ← **RAYMOND?**

When you purchase from Raymond, you don't just get products. You get solutions. We look at your operation from floor to ceiling and recommend solutions based on your needs, evaluating performance across the whole cycle, across the whole shift. Choosing Raymond means working with sales and service professionals who represent the leading provider of material handling solutions. We have the resources and technology to help your operations work smarter.





TO LEARN MORE

==== ABOUT THE 7000 SERIES =====
CONTACT YOUR LOCAL RAYMOND SALES AND SERVICE CENTER.

PO Box 130
Greene, New York 13778-0130
Toll free 1-800-235-7200
Fax 1-607-656-9005
www.raymondcorp.com

Due to continuous product improvements, specifications are subject to change without notice. Some systems and features shown are optional at extra cost. Above, And beyond., ACR System, Raymond, and Reach-Fork are U.S. trademarks of The Raymond Corporation.
©2012 The Raymond Corporation
Printed in USA
SIPB-1022 0112CP-10

RAYMOND
Above. And beyond.®